

Bank Savings Account

Typical Earnings

20 Year Growth on \$10,000 Investment

Bank Account... \$10,000.00
1.05%

Year	Interest	Balance
1	\$105.00	\$10,105.00
2	\$106.10	\$10,211.10
3	\$107.22	\$10,318.32
4	\$108.34	\$10,426.66
5	\$109.48	\$10,536.14
6	\$110.63	\$10,646.77
7	\$111.79	\$10,758.56
8	\$112.96	\$10,871.53
9	\$114.15	\$10,985.68
10	\$115.35	\$11,101.03
11	\$116.56	\$11,217.59
12	\$117.78	\$11,335.37
13	\$119.02	\$11,454.39
14	\$120.27	\$11,574.67
15	\$121.53	\$11,696.20
16	\$122.81	\$11,819.01
17	\$124.10	\$11,943.11
18	\$125.40	\$12,068.51
19	\$126.72	\$12,195.23
20	\$128.05	\$12,323.28

Total Account... \$12,323.28
Initial Investment... (\$10,000.00)
Interest (Growth)... \$2,323.28

Stock Market

Typical Earnings

20 Year Growth on \$10,000 Investment

Bank Account... \$10,000.00
9.4%

Year	Interest	Balance
1	\$940.00	\$10,940.00
2	\$1,028.36	\$11,968.36
3	\$1,125.03	\$13,093.39
4	\$1,230.78	\$14,324.16
5	\$1,346.47	\$15,670.64
6	\$1,473.04	\$17,143.68
7	\$1,611.51	\$18,755.18
8	\$1,762.99	\$20,518.17
9	\$1,928.71	\$22,446.88
10	\$2,110.01	\$24,556.88
11	\$2,308.35	\$26,865.23
12	\$2,525.33	\$29,390.56
13	\$2,762.71	\$32,153.27
14	\$3,022.41	\$35,175.68
15	\$3,306.51	\$38,482.19
16	\$3,617.33	\$42,099.52
17	\$3,957.35	\$46,056.88
18	\$4,329.35	\$50,386.22
19	\$4,736.30	\$55,122.53
20	\$5,181.52	\$60,304.04

Total Account... \$60,304.04
Initial Investment... **(\$10,000.00)**
Interest (Growth)... \$50,304.04

Auto Trading - 15%

Typical Earnings

20 Year Growth on \$10,000 Investment

Bank Account... \$10,000.00
 15.0%

Year	Interest	Balance
1	\$1,500.00	\$11,500.00
2	\$1,725.00	\$13,225.00
3	\$1,983.75	\$15,208.75
4	\$2,281.31	\$17,490.06
5	\$2,623.51	\$20,113.57
6	\$3,017.04	\$23,130.61
7	\$3,469.59	\$26,600.20
8	\$3,990.03	\$30,590.23
9	\$4,588.53	\$35,178.76
10	\$5,276.81	\$40,455.58
11	\$6,068.34	\$46,523.91
12	\$6,978.59	\$53,502.50
13	\$8,025.38	\$61,527.88
14	\$9,229.18	\$70,757.06
15	\$10,613.56	\$81,370.62
16	\$12,205.59	\$93,576.21
17	\$14,036.43	\$107,612.64
18	\$16,141.90	\$123,754.54
19	\$18,563.18	\$142,317.72
20	\$21,347.66	\$163,665.37

Total Account... \$163,665.37
Initial Investment... (\$10,000.00)
Interest (Growth)... \$153,665.37

Auto Trading - 25%

Typical Earnings

20 Year Growth on \$10,000 Investment

Bank Account... \$10,000.00
25.0%

Year	Interest	Balance
1	\$2,500.00	\$12,500.00
2	\$3,125.00	\$15,625.00
3	\$3,906.25	\$19,531.25
4	\$4,882.81	\$24,414.06
5	\$6,103.52	\$30,517.58
6	\$7,629.39	\$38,146.97
7	\$9,536.74	\$47,683.72
8	\$11,920.93	\$59,604.64
9	\$14,901.16	\$74,505.81
10	\$18,626.45	\$93,132.26
11	\$23,283.06	\$116,415.32
12	\$29,103.83	\$145,519.15
13	\$36,379.79	\$181,898.94
14	\$45,474.74	\$227,373.68
15	\$56,843.42	\$284,217.09
16	\$71,054.27	\$355,271.37
17	\$88,817.84	\$444,089.21
18	\$111,022.30	\$555,111.51
19	\$138,777.88	\$693,889.39
20	\$173,472.35	\$867,361.74

Total Account... \$867,361.74
Initial Investment... (\$10,000.00)
Interest (Growth)... \$857,361.74

Auto Trading - 35%

Typical Earnings

20 Year Growth on \$10,000 Investment

Bank Account... \$10,000.00
35.0%

Year	Interest	Balance
1	\$3,500.00	\$13,500.00
2	\$4,725.00	\$18,225.00
3	\$6,378.75	\$24,603.75
4	\$8,611.31	\$33,215.06
5	\$11,625.27	\$44,840.33
6	\$15,694.12	\$60,534.45
7	\$21,187.06	\$81,721.51
8	\$28,602.53	\$110,324.04
9	\$38,613.41	\$148,937.45
10	\$52,128.11	\$201,065.56
11	\$70,372.95	\$271,438.50
12	\$95,003.48	\$366,441.98
13	\$128,254.69	\$494,696.67
14	\$173,143.84	\$667,840.51
15	\$233,744.18	\$901,584.69
16	\$315,554.64	\$1,217,139.33
17	\$425,998.77	\$1,643,138.09
18	\$575,098.33	\$2,218,236.43
19	\$776,382.75	\$2,994,619.18
20	\$1,048,116.71	\$4,042,735.89

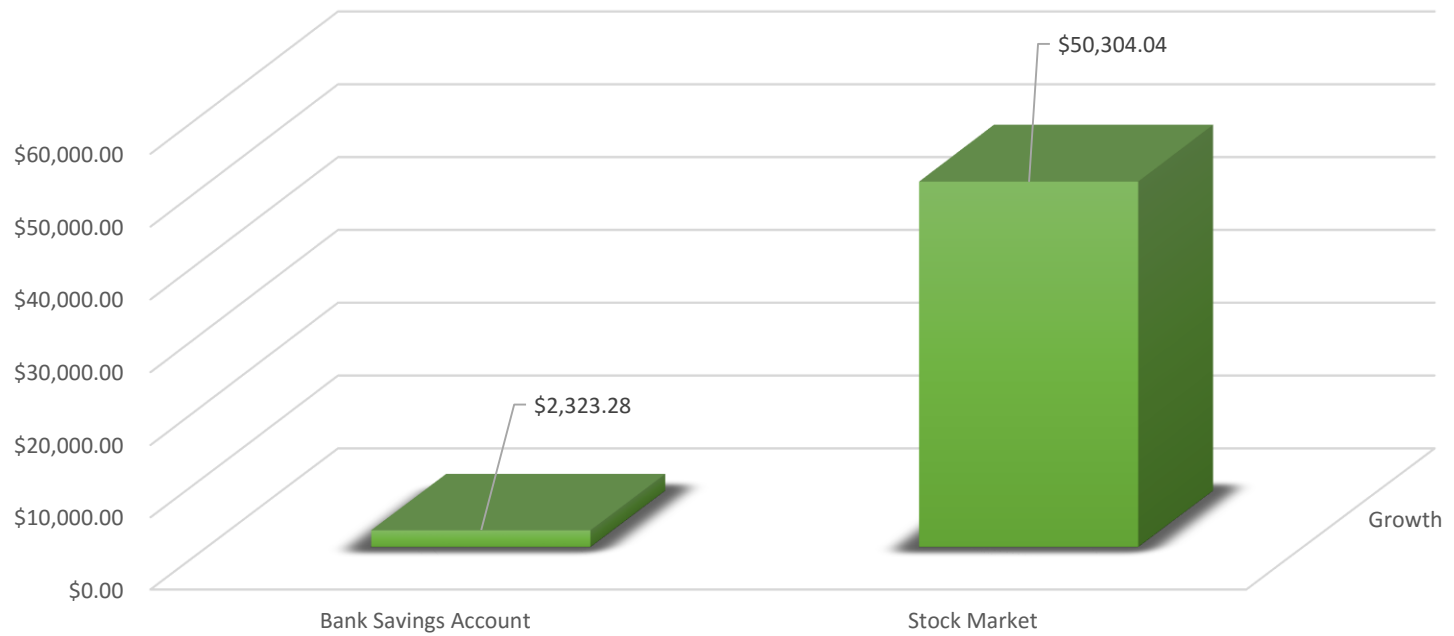
Total Account... \$4,042,735.89
Initial Investment... (\$10,000.00)
Interest (Growth)... \$4,032,735.89

Investment Type	Growth
Bank Savings Account	\$2,323.28
Stock Market	\$50,304.04
Auto Trading - 15%	\$153,665.37
Auto Trading - 25%	\$857,361.74
Auto Trading - 35%	\$4,032,735.89

Growth of \$10,000

Over 20 Years

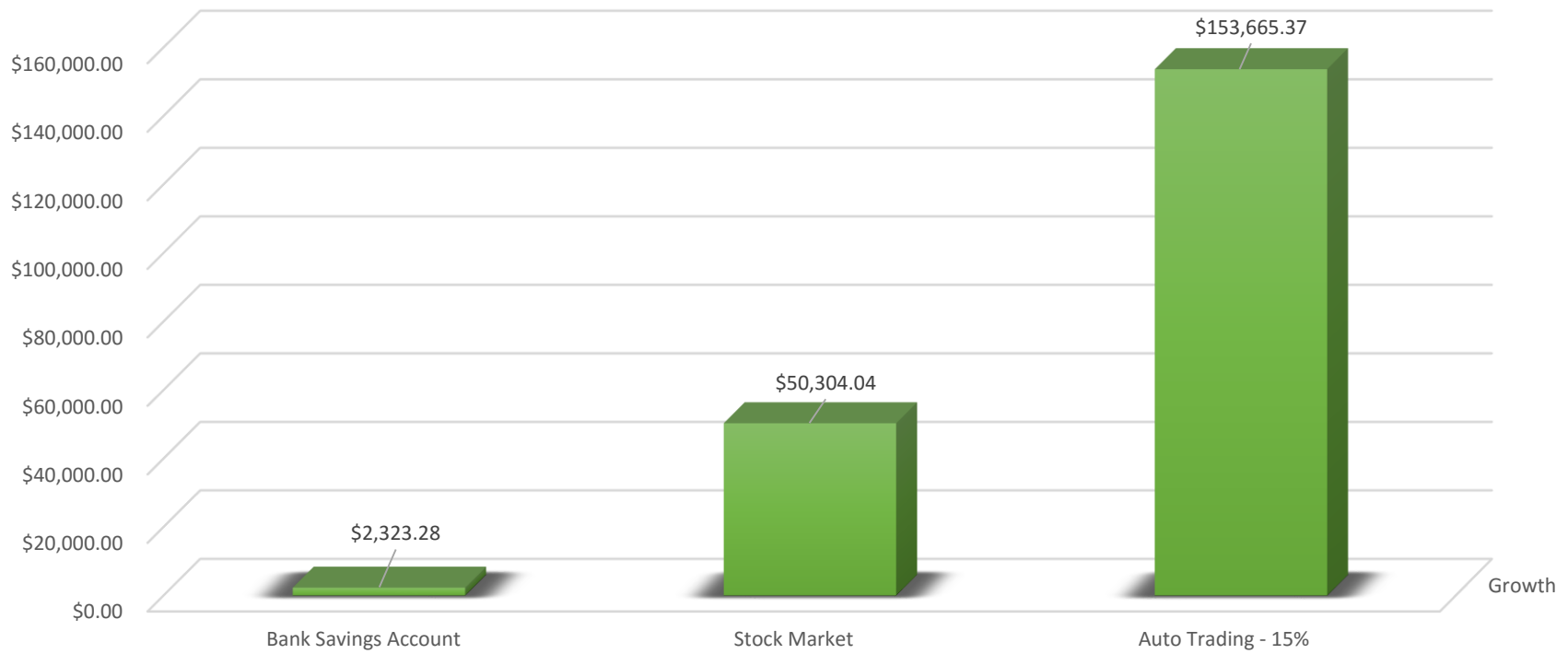
Bank Savings Account vs. Stock Market Average



Growth of \$10,000

Over 20 Years

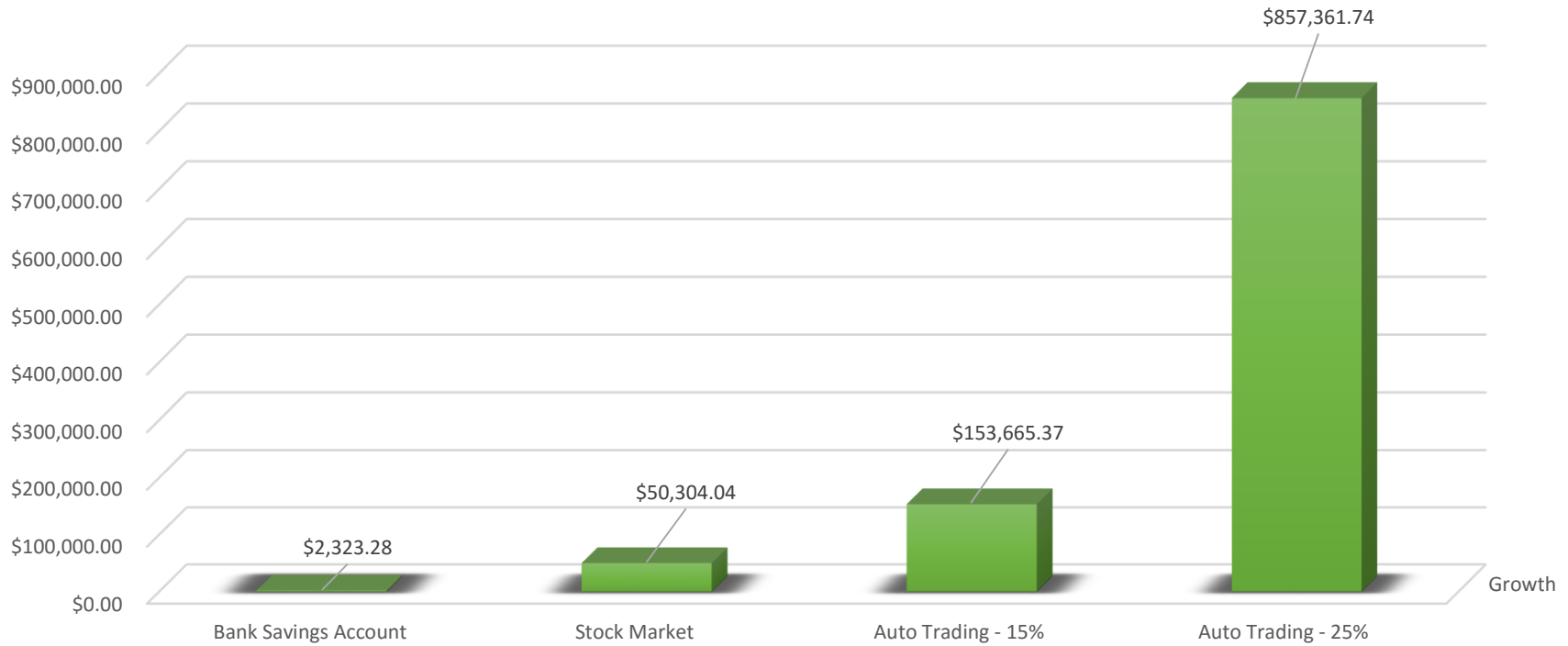
Bank Savings Account, Stock Market & Auto Trader



Growth of \$10,000

Over 20 Years

Bank Savings, Stock Market, Auto Trader 15%, Auto Trader 25%



Growth of \$10,000

Over 20 Years

Bank Savings Account, Stock Market, Auto Traders 15%, 25% & 35%

